

Road Safety (Traffic Management) Regulations

Exposure Draft

TABLE OF PROPOSALS

<i>Proposal</i>	<i>Page</i>
Part 1—Preliminary	1
1 Objectives	1
2 Authorising provision	1
3 Commencement	2
4 Revocations	2
5 Definitions	2
6 Meaning of <i>works advisory device</i>	7
Part 2—Installation of traffic control devices	9
Division 1—General prohibition	9
7 Erection, installation of, and interference with, traffic control devices	9
8 Prohibition on erection of superseded traffic control devices	10
Division 2—Road authority power to erect traffic control devices	10
9 Power of VicRoads to erect traffic control devices	10
10 VicRoads to consult before erecting certain traffic control devices on roads	12
11 Power of other responsible entities and Councils to erect traffic control devices on roads	13
Division 3—Power of other entities to erect traffic control devices	15
12 Erection of traffic control devices by authorised works managers	15
13 Erection of traffic control devices by persons authorised to conduct non-road activities	16
14 Traffic signs at children's crossings	17
15 Erection of road closure signs	17
16 Police may erect traffic control devices	18
17 Traffic control at stock crossings	18
18 Erection of traffic control devices by other persons	21
Division 4—Other matters	22
19 Maintenance and replacement of traffic control devices	22
20 Manual operation of traffic signals by police officers	22

<i>Proposal</i>	<i>Page</i>
21 Exercise of traffic management powers and functions	22
22 Advertising on certain traffic control devices	23
23 Applications to road authorities for authorisation	23
24 Fees for applications to VicRoads for authorisations	24
25 Authorisations under this Part	24
26 Stock crossing permits	25
Part 3—Activities on roads	26
27 Processions	26
28 Offences in relation to races on roads	26
29 Permission for races on roads	26
30 Exemptions for races	28
31 Offences in relation to highway collections	29
32 Permission for highway collections	29
33 Exemptions for highway collections	30
34 Fee for application for permit to conduct non-road activity	31
Part 4—Traffic management plans	33
35 Traffic management plan	33
36 Traffic management plan to be available for inspection	35
Part 5—Miscellaneous	36
37 Display of dazzling or distracting lights	36
Schedule 1—Major traffic control devices	37
Schedule 2—Superseded traffic control devices	43
Schedule 3—Revocations	52
<hr style="border-top: 3px double #000;"/>	
Endnotes	53



Victoria

Road Safety (Traffic Management) Regulations

Exposure Draft

Part 1—Preliminary

1 Objectives

The objectives of these Regulations are—

- (a) to set out the responsibilities of road authorities and other bodies exercising road management functions in relation to the installation, operation and maintenance of traffic control devices; and
- (b) to regulate the carrying out of activities on roads; and
- (c) to prescribe the requirements for a traffic management plan.

2 Authorising provision

These Regulations are made under section 95 of the **Road Safety Act 1986**.

3 Commencement

These Regulations come into operation on 1 July 2019.

4 Revocations

The Regulations set out in Schedule 3 are **revoked**.

5 Definitions

In these Regulations—

animal under control means—

- (a) an animal that is on a municipal road—
 - (i) in accordance with a permit issued by a Council; or
 - (ii) that is being moved within a municipal district in circumstances in which a local law provides that a permit is not required; or
- (b) an animal that is being moved across an arterial road in accordance with a permit issued by VicRoads; or
- (c) an animal that is being moved across a road (which is neither a municipal road or an arterial road) in accordance with a permit issued by the coordinating road authority for that road;

area speed-limit sign means a traffic sign that is a reasonable likeness of a diagram of an area speed-limit sign mentioned in rule 22 of the Road Rules;

arterial road has the same meaning as in the **Road Management Act 2004**;

authorised works means works on a road or road related area—

- (a) that are carried out by or on behalf of a relevant service provider in connection with the installation, inspection, maintenance, repair, testing or removal of that service provider's infrastructure in that road or road related area; and
- (b) that are—
 - (i) works for which the coordinating road authority for that road or road related area has given consent under clause 16(5) of Schedule 7 to the **Road Management Act 2004**; or
 - (ii) works to which section 63(1) of the **Road Management Act 2004** does not apply by operation of section 63(2) of that Act;

authorised works manager means a works manager that is authorised in writing by a relevant service provider to carry out the works on behalf of that service provider;

children's crossing has the same meaning as in the Road Rules;

coordinating road authority, for a road or road related area (a ***Road Safety Act road***), means the coordinating road authority (within the meaning of the **Road Management Act 2004**) for the Road Management Act road that consists of or includes the Road Safety Act road;

Council has the same meaning as in the **Local Government Act 1989**;

end area speed-limit sign means a traffic sign that is a reasonable likeness of a diagram of an end area speed-limit sign mentioned in rule 22 of the Road Rules;

end shared zone sign means a traffic sign that is a reasonable likeness of a diagram of an end shared zone sign mentioned in rule 24 of the Road Rules;

end speed-limit sign means a traffic sign that is a reasonable likeness of a diagram of an end speed-limit sign mentioned in rule 21 of the Road Rules;

freeway has the same meaning as in the **Road Management Act 2004**;

hand-held stop sign means a traffic sign that is a reasonable likeness of a diagram of a hand-held stop sign mentioned in rule 101 of the Road Rules;

high use stock crossing site means a place at which animals under control cross a road at least 52 times in any 12 month period;

highway collection means the act of soliciting or receiving of money from a person in a vehicle on a road by a person who stands or walks near the vehicle;

low use stock crossing site means a place at which animals under control cross a road less than 52 times in any 12 month period;

major traffic control device means a traffic control device specified in Schedule 1;

Manual for Traffic Control at Stock Crossings means the "Manual for Traffic Control at Stock Crossings" published by VicRoads in June 2015 or as amended or republished from time to time;

minor traffic control device means a traffic control device other than a major traffic control device;

municipal district has the same meaning as in the **Local Government Act 1989**;

municipal road has the same meaning as in the **Road Management Act 2004**;

no entry sign means a traffic sign that is a reasonable likeness of a diagram of a no entry sign mentioned in rule 100 of the Road Rules;

non-road activity has the same meaning as in section 99B of the Act;

race means a bicycle race, foot race or other race but does not include—

- (a) a motor vehicle race or speed trial subject to a notice published in the Government Gazette under section 68(3) of the Act; or
- (b) a motor vehicle function or event that is—
 - (i) sanctioned or organised and conducted by a motoring organisation; and
 - (ii) subject to a notice published in the Government Gazette under section 68(4) of the Act;

relevant activity means works or any non-road activity;

relevant service provider means—

- (a) a utility within the meaning of the **Road Management Act 2004**; or

(b) a provider of public transport within the meaning of the **Road Management Act 2004**;

responsible road authority for a road or road related area (a ***Road Safety Act road***), means the responsible road authority (within the meaning of the **Road Management Act 2004**) for the Road Management Act road that consists of or includes the Road Safety Act road;

road hump means a section of raised pavement constructed or placed in or on and across or partly across a road to restrict the speed of vehicles along that road;

Road Management Act road means a road within the meaning of the **Road Management Act 2004**;

Road Rules means the Road Safety Road Rules 2017;

school crossing supervisor means a person who is employed by a Council to supervise school crossings or who is authorised by a Council for the purposes of regulation 14;

shared zone sign means a traffic sign that is a reasonable likeness of a diagram of a shared zone sign mentioned in rule 24 of the Road Rules;

speed-limit sign means a traffic sign that is a reasonable likeness of a diagram of a speed-limit sign mentioned in rule 21 of the Road Rules;

temporary works speed-limit sign means a temporary speed-limit sign fixing a speed-limit that is lower than, or the same as, the speed-limit that would otherwise

apply to the relevant length of road but no lower than 40 kilometres per hour;

the Act means the **Road Safety Act 1986**;

traffic has the same meaning as in the Road Rules;

traffic control device has the same meaning as in the Road Rules and includes a road hump;

traffic sign has the same meaning as in the Road Rules;

traffic signals has the same meaning as in the Road Rules;

VicRoads means the Roads Corporation within the meaning of the **Transport Integration Act 2010**;

works has the same meaning as in the **Road Management Act 2004**;

works advisory device has the meaning given by regulation 6;

works manager has the same meaning as in the **Road Management Act 2004**.

6 Meaning of *works advisory device*

- (1) For the purpose of these Regulations, a ***works advisory device*** is a traffic control device—
 - (a) that provides warning or advice to drivers or pedestrians in relation to works or non-road activities; and
 - (b) that does not result in a contravention of the Road Rules if it is not complied with.
 - (2) Without limiting subregulation (1), a ***works advisory device*** includes the following—
 - (a) a traffic sign that indicates that there are roadworks or road workers ahead;
-

Road Safety (Traffic Management) Regulations
Exposure Draft

Part 1—Preliminary

- (b) a traffic sign that indicates a loose, uneven, unmade or slippery surface;
- (c) a traffic sign that indicates the absence of line markings;
- (d) a traffic sign that indicates a detour or a lane closure;
- (e) a traffic sign that indicates that a road or part of a road is closed to traffic;
- (f) a traffic sign that indicates the direction in which traffic should travel, such as arrows indicating a change of direction;
- (g) a road hump;
- (h) a traffic cone;
- (i) a bollard.

Part 2—Installation of traffic control devices

Division 1—General prohibition

7 Erection, installation of, and interference with, traffic control devices

- (1) Unless permitted by these Regulations, a person must not erect, display, place, interfere with, alter, deface or remove a traffic control device that is on or in any of the following—
- (a) a road;
 - (b) a road related area;
 - (c) the view of any person on a road or road related area.

Penalty: 6 penalty units.

- (2) A person must not erect, display or place on a road, in a road related area, or in the view of a person on a road or road related area, anything that—
- (a) purports to be, or is an imitation of, or is similar to, a traffic control device; or
 - (b) interferes with the effectiveness of a traffic control device; or
 - (c) prevents an approaching driver or other road user from clearly distinguishing the whole or any part of a traffic control device; or
 - (d) is intended to distract a driver or other road user's attention from a traffic control device.

Penalty: 6 penalty units.

8 Prohibition on erection of superseded traffic control devices

- (1) A person must not erect or place a traffic control device specified in Schedule 2 on or in any of the following—
- (a) a road;
 - (b) a road related area;
 - (c) the view of any person on a road or road related area.

Penalty: 6 penalty units.

- (2) Subject to this Part, a traffic control device specified in Schedule 2 that was erected or placed before the date these Regulations came into operation may continue to be displayed, altered, maintained or removed.

Notes

- 1 This regulation means a traffic control device specified in Schedule 2 that was erected or placed before the date these Regulations came into operation must not be replaced by a traffic control device specified in Schedule 2.
- 2 A traffic control device has legal effect for the purposes of the Road Rules if it is on a road and complies substantially with the Road Rules—see rule 315 of the Road Rules.
- 3 A person may maintain an existing traffic control device in certain circumstances—see regulation 19.

Division 2—Road authority power to erect traffic control devices

9 Power of VicRoads to erect traffic control devices

- (1) VicRoads may, on a road or road related area forming part of a freeway, erect, display, place, remove or alter a traffic control device.
-

Road Safety (Traffic Management) Regulations
Exposure Draft

Part 2—Installation of traffic control devices

- (2) VicRoads may, on a road or road related area forming part of an arterial road, erect, display, place, remove or alter a traffic control device other than—
- (a) a stopping or parking traffic control device;
or
 - (b) a traffic control device that is associated with a children's crossing.
- (3) In subregulation (2) ***stopping or parking traffic control device*** means a traffic control device for the control of stopping or parking of vehicles in accordance with Part 12 of the Road Rules but does not include a traffic control device specified in item 22 or item 23 of Schedule 1.
- (4) Subject to regulation 10, VicRoads may erect, display, place, remove or alter a traffic control device that is a reasonable likeness of one of the following diagrams in Schedule 2 to the Road Rules, on a road or road related area, other than a road or road related area forming part of a freeway or an arterial road—
- (a) a speed-limit sign, other than a temporary works speed-limit sign;
 - (b) an end speed-limit sign;
 - (c) an area speed-limit sign;
 - (d) an end area speed-limit sign;
 - (e) a shared zone sign;
 - (f) an end shared zone sign.
- (5) VicRoads may, on a road or road related area other than a road or road related area forming part of a freeway or an arterial road, erect, display, place, remove or alter a traffic control device that provides direction to, or advance warning of, a nearby intersection with a freeway or arterial road.
-

- (6) VicRoads may, on a road or road related area other than a road or road related area forming part of a freeway or arterial road, erect, display, remove or alter a traffic control device for the purpose of conducting works for which the coordinating road authority for that road or road related area has given consent under clause 16(5) of Schedule 7 to the **Road Management Act 2004**.

10 VicRoads to consult before erecting certain traffic control devices on roads

- (1) VicRoads must notify a Council, in writing, if it proposes to erect, display, place, remove or alter a traffic control device of a kind referred to in regulation 9(4)(a) to (f) (a *proposal*) on a road or road related area that is within the municipal district of the Council, unless the road or road related area forms part of a freeway or arterial road.
- (2) A Council, within 21 days of being notified of a proposal under subregulation (1), may disagree, in writing, with the proposal.
- (3) If VicRoads receives a notice of the Council's disagreement with the proposal within the time referred to in subregulation (2) and VicRoads intends to proceed with the proposal, VicRoads, as soon as practicable, must publish a notice of its decision—
- (a) in a newspaper circulating generally in the area in which the road or road related area to which the traffic control device is situated; or
 - (b) on an Internet site maintained by VicRoads.

- (4) A notice under subregulation (3) must—
- (a) set out the details of the proposal and the reasons for the proposal; and
 - (b) include a statement to the effect that the relevant Council disagrees with the proposal; and
 - (c) specify where a copy of the proposal may be obtained; and
 - (d) invite public comments and submissions on the proposal to be made, in writing, to VicRoads; and
 - (e) set a date by which comments and submissions on the proposal to be made, which must be a day not less than 21 days after the day on which the notice is published.
- (5) VicRoads must consider every comment and submission it receives by the date specified in the notice.
- (6) As soon as practicable after making a decision on whether to proceed with the proposal, VicRoads must publish a notice of its decision—
- (a) in a newspaper circulating generally in the area in which the road or road related area to which the traffic control device is situated; or
 - (b) on an Internet site maintained by VicRoads.

11 Power of other responsible entities and Councils to erect traffic control devices on roads

- (1) A responsible entity for a road or road related area (other than VicRoads) may erect, display, place, remove or alter on that road or road related area—
-

Road Safety (Traffic Management) Regulations
Exposure Draft

Part 2—Installation of traffic control devices

- (a) with the authorisation of VicRoads, a major traffic control device; or
 - (b) a minor traffic control device that applies to traffic on any part of the road for which it is the responsible entity; or
 - (c) if there are temporary works being carried out on the road or part of the road—
 - (i) a temporary works speed-limit sign; or
 - (ii) a traffic control device, other than a traffic signal, that uses lights or illuminated words or symbols to direct or warn road users.
- (2) A Council may, on a road or road related area forming part of an arterial road within its municipal district, erect, display, place, remove or alter—
- (a) a minor traffic control device that is for the control of stopping or parking of vehicles in accordance with Part 12 of the Road Rules; or
 - (b) a traffic control device that is associated with a children's crossing; or
 - (c) a traffic control device installed in accordance with regulation 15; or
 - (d) with the authorisation of VicRoads, any other minor traffic control device or a major traffic control device.
- (3) Despite subregulation (2), a Council must not erect, establish, display or maintain a minor traffic control device referred to in subregulation (2)(a) that is inconsistent with a major traffic control device located on the same length of road.
-

- (4) If a minor traffic control device referred to in subregulation (2)(a) is inconsistent with a major traffic control device located on the same length of road, the relevant Council must—
- (a) alter the minor traffic control device to remove the inconsistency; or
 - (b) remove the minor traffic control device.
- (5) In this regulation—
- responsible entity*** in relation to a road or road related area means—
- (a) the responsible road authority for that road or road related area; or
 - (b) if there is no responsible road authority for that road or road related area, the person responsible for the care and management of that road or road related area;

road or road related area includes a part of a road or road related area.

Division 3—Power of other entities to erect traffic control devices

12 Erection of traffic control devices by authorised works managers

- (1) Subject to subregulation (2), an authorised works manager, or a person acting on behalf of an authorised works manager, may, on a road or road related area for the purpose of authorised works on that road or road related area, erect, display, place, remove or alter—
- (a) a works advisory device; or
 - (b) a hand-held stop sign; or

- (c) a works zone sign; or
- (d) with the authorisation of the coordinating road authority for that road or road related area, any other minor traffic control device; or
- (e) a temporary works speed-limit sign; or
- (f) a traffic control device, other than a traffic signal, that uses lights or illuminated words or symbols to direct or warn road users; or
- (g) with the authorisation of VicRoads, any other major traffic control device.

Example

An authorised works manager may, for the purposes of carrying out authorised works on a road to which a 60 kilometres per hour speed-limit normally applies, erect a 40 kilometres per hour speed-limit sign at the start of the works area and a 60 kilometres per hour speed-limit sign at the end of the works area.

- (2) An authorised works manager, or a person acting on behalf of an authorised works manager, must not erect, display, place, remove or alter a traffic control device referred to in subregulation (1)(a) to (g) unless a description of, or reference to, that device is included in the traffic management plan for the works.

13 Erection of traffic control devices by persons authorised to conduct non-road activities

- (1) Subject to subregulation (2), a person to whom a coordinating road authority has issued a permit under section 99B of the Act to conduct a non-road activity may, on a road or road related area for the purpose of that activity, erect, display, place, remove or alter—
 - (a) a hand-held stop sign; or
 - (b) a temporary works speed-limit sign; or
-

- (c) a traffic control device, other than a traffic signal, that uses lights or illuminated words or symbols to direct or warn road users; or
 - (d) with the authorisation of VicRoads, any other major traffic control device; or
 - (e) a works advisory device; or
 - (f) with the authorisation of the coordinating road authority for that road or road related area, any other minor traffic control device.
- (2) A person referred to in subregulation (1) must not erect, display, place, remove or alter a traffic control device referred to in subregulation (1)(a) to (f) unless a description of, or reference to, that device is included in the traffic management plan for the works.

14 Traffic signs at children's crossings

A school crossing supervisor may display or remove a children's crossing flag or hand-held stop sign referred to in rule 80 of the Road Rules.

15 Erection of road closure signs

A person who, in accordance with power conferred by or under any Act, closes a road or part of a road to traffic may, for the purposes of that closure, erect, display, place or remove on that road, a connecting road or a road related area—

- (a) a works advisory device; or
 - (b) a hand-held stop sign; or
 - (c) a no entry sign; or
 - (d) if there are temporary works or a non-road activity being carried out on a road or part of the road—a traffic control device, other than a traffic signal, that uses lights or illuminated
-

words or symbols to direct or warn road users.

Example

The following persons or bodies may erect a no entry sign that prohibits entry to a road under rule 100 of the Road Rules or an advisory "road closed" sign or both—

- a person who holds a permit for a non-road activity, such as a street festival or street market, that authorises closure of a road under section 99B(2) of the Act; or
- VicRoads for the purposes of closing a road to traffic under section 133(1)(b) of the **EastLink Project Act 2004**.

16 Police may erect traffic control devices

- (1) A police officer, if that officer considers it is reasonably necessary to do so, may, on a road or road related area, erect, display, place, remove or alter, or cause to be erected, displayed, placed, removed or altered a traffic control device that is a sign of the kind referred to in the Road Rules.

Note

Certain traffic control devices may not be used in Victoria—see regulation 8.

- (2) A police officer must not display a traffic control device under subregulation (1) for a period of more than 7 days.
- (3) A traffic control device erected, displayed, placed or altered in accordance with subregulation (1) operates and has effect despite any information to the contrary on any other traffic control device.

17 Traffic control at stock crossings

- (1) A person referred to in subregulation (2), (3), (4) or (5) must comply with the Manual for Traffic Control at Stock Crossings.
-

Road Safety (Traffic Management) Regulations
Exposure Draft

Part 2—Installation of traffic control devices

- (2) In addition to complying with subregulation (1), a person who accompanies an animal under control—
 - (a) at a low use stock crossing site may, on a road or road related area—
 - (i) erect, display, place, remove or alter a traffic control device similar to Diagram 2 or Diagram 3 set out at the foot of this regulation; and
 - (ii) turn on or turn off a flashing yellow light or flashing twin yellow lights; and
 - (b) at a high use stock crossing site may, on a road or road related area—
 - (i) erect, display, place, remove or alter a traffic control device similar to Diagram 1 or Diagram 2 set out at the foot of this regulation; and
 - (ii) turn on or turn off a flashing yellow light or flashing twin yellow lights.
 - (3) In addition to complying with subregulation (1), a person accompanying an animal under control while driving may, on a road or road related area, erect, display, place or remove a traffic control device similar to Diagram 4 set out at the foot of this regulation.
 - (4) In addition to complying with subregulation (1), a person responsible for an animal under control grazing on a road may, on a road or road related area, erect, display, place, alter or remove a traffic control device similar to Diagram 3 and Diagram 4 set out at the foot of this regulation.
-

Road Safety (Traffic Management) Regulations
Exposure Draft

Part 2—Installation of traffic control devices

- (5) In addition to complying with subregulation (1), a person responsible for an animal under control may, on a road or road related area, erect, display, place, alter or remove any other traffic control device with the authorisation of VicRoads.
- (6) For the purpose of this regulation, a traffic control device is to be taken to be similar to Diagram 2, 3 or 4 set out at the foot of this regulation despite—
- (a) the use of a reference to a particular kind of animal in place of the word "stock"; and
 - (b) the use of a picture of that kind of animal in place of the pictures of a cow and a sheep.
- (7) For the purpose of this regulation, a traffic control device is to be taken to be similar to Diagram 4 set out at the foot of this regulation despite the use of a different number in place of the number 5 and the use of the letter "m" (meaning metres) instead of the letters "km" (meaning kilometres).



Diagram 1



Diagram 2



Diagram 3



Diagram 4

18 Erection of traffic control devices by other persons

- (1) A person (other than a responsible entity for a road or road related area) may, on a road or road related area, erect, display, place, remove or alter—
- (a) with the authorisation of VicRoads, a major traffic control device; or
 - (b) with the authorisation of the responsible entity for the road or road related area—
 - (i) a minor traffic control device; or
 - (ii) if temporary works are being conducted—a temporary works speed-limit sign; or
 - (iii) a traffic control device, other than a traffic signal, that uses lights or illuminated words or symbols to direct or warn road users.
- (2) A person must not erect, display, place, remove or alter a traffic control device referred to in subregulation (1) unless a description of, or reference to, that device is included in the traffic management plan for the works.
- (3) In this regulation—

responsible entity for a road or road related area means—

- (a) the coordinating road authority for that road or road related area; or
- (b) if there is no coordinating road authority for the road or road related area, the person responsible for the care and management of that road or road related area;

road or road related area includes a part of a road or road related area.

Division 4—Other matters

19 Maintenance and replacement of traffic control devices

- (1) A person who erects, displays or places a traffic control device under this Part may—
 - (a) maintain the device; and
 - (b) if the device is a traffic sign, replace that device with a traffic sign that—
 - (i) has the same effect; and
 - (ii) is not a traffic control device specified in Schedule 2.
- (2) A person who has erected, displayed or placed a traffic control device in accordance with the Road Safety (Traffic) Regulations 1988¹, the Road Safety (Road Rules) Regulations 1999² or the Road Safety (Traffic Management) Regulations 2009³ may maintain that device.

20 Manual operation of traffic signals by police officers

A police officer or a person authorised in writing by VicRoads may, for the purpose of traffic control, manually operate traffic signals.

21 Exercise of traffic management powers and functions

- (1) A person or body (other than VicRoads or a police officer) who is conferred a function or power under this Part—
 - (a) must not perform or exercise that function or power in a manner that is or would be inconsistent with the performance or exercise of a function or power by VicRoads under the Act, the **Transport Integration Act 2010**, the **Road Management Act 2004** or regulations made under those Acts (including these Regulations); and
-

(b) must perform or exercise that function or power in a manner that is consistent with any relevant policy decision in relation to the management of traffic on arterial roads.

(2) In this regulation—

relevant policy decision means a decision referred to in clause 2(2)(b) of Schedule 4 to the **Road Management Act 2004**.

22 Advertising on certain traffic control devices

- (1) With the authorisation of VicRoads, a person may erect, display or place a traffic control device that bears an advertisement for a freeway service centre on a road or road related area forming part of a freeway.
- (2) With the authorisation of VicRoads, a person may place an advertisement for a freeway service centre on a traffic control device on a road or road related area forming part of a freeway.

Note

Placing an advertisement on or over a road without permission or authorisation is an offence—see section 66 of the **Road Management Act 2004**.

23 Applications to road authorities for authorisation

A person may apply to—

- (a) VicRoads for an authorisation for the purposes of regulations 11(1)(a) or (2)(d), 12(1)(g), 13(1)(d), 17(5) or 18(1)(a); and
- (b) a coordinating road authority for an authorisation for the purposes of regulation 12(1)(d), 13(1)(f) or 18(1)(b); and

- (c) a responsible entity for an authorisation for the purposes of regulation 18(1)(b).

Note

VicRoads may be a coordinating road authority or a responsible entity.

24 Fees for applications to VicRoads for authorisations

- (1) An application under regulation 23 to VicRoads must be accompanied by the fee specified in subregulation (2).
- (2) For the purposes of subregulation (1), the following fees are specified—
 - (a) if the use of the traffic control device does not require the closure of any traffic lanes on a road—4.76 fee units;
 - (b) if the use of the traffic control device requires the closure of one or more traffic lanes on a road—15.46 fee units;
 - (c) if the use of the traffic control device requires the closure of a road—40.43 fee units.
- (3) VicRoads may reduce, waive or refund a fee for an application under regulation 23 if there are special circumstances that justify the reduction, waiver or refund.
- (4) Any fee received by VicRoads under this regulation must be paid by it into its general fund.

25 Authorisations under this Part

- (1) An authorisation given under this Part by VicRoads, a coordinating road authority or a responsible entity within the meaning of regulation 11(5) or regulation 18(3) must be in writing.
-

- (2) An authorisation may—
- (a) apply in respect of a particular case or a class of cases as specified in the instrument; and
 - (b) apply to a traffic sign together with any additional information included on the traffic sign as permitted by rule 317 of the Road Rules; and
 - (c) be given subject to any specified conditions.

26 Stock crossing permits

- (1) A person may apply to—
- (a) VicRoads for a permit to move an animal across an arterial road; and
 - (b) a coordinating road authority for a permit to move an animal across a road forming part of a Road Management Act road which is neither a municipal road nor an arterial road.

Note

A Council may issue a permit to move an animal across a municipal road under local laws.

- (2) VicRoads may issue a permit to a person to move an animal across an arterial road.
- (3) The coordinating road authority for a road which is neither a municipal road nor an arterial road may issue a permit to a person to move an animal across the road.
- (4) A permit issued under subregulation (2) or (3) must be in writing and may be issued subject to any terms, conditions or limitations which VicRoads or the coordinating road authority (as the case may be) considers appropriate.

Part 3—Activities on roads

27 Processions

A person must not drive a vehicle on a road in an organised procession (other than a funeral procession) or a parade except with, and in accordance with, the written permission of the coordinating road authority for that road.

Penalty: 2 penalty units.

28 Offences in relation to races on roads

- (1) A person must not hold, or cause or permit to be held, a race on a road unless—
 - (a) the Chief Commissioner of Police has given written permission under subregulation (6) to hold the race; and
 - (b) the person complies with the written permission.

Penalty: 2 penalty units.

- (2) A person must not take part in a race on a road knowing that the race is being held without the permission of the Chief Commissioner of Police.

Penalty: 2 penalty units.

- (3) A person who takes part in a race on a road for which the Chief Commissioner of Police has given permission must not knowingly contravene any conditions of the permission.

Penalty: 2 penalty units.

29 Permission for races on roads

- (1) A person who intends to hold a race or series of races on a road may apply to the Chief Commissioner of Police for permission to conduct the race or series of races.
-

Road Safety (Traffic Management) Regulations
Exposure Draft

Part 3—Activities on roads

- (2) An application under subregulation (1) must—
- (a) be in a form approved by the Chief Commissioner of Police; and
 - (b) be made not less than 3 months before the day on which the race or series of races, if permitted, will take place; and
 - (c) specify—
 - (i) the name of the person or organisation responsible for the race; and
 - (ii) the day or days of the race; and
 - (iii) the approximate number of competitors to be involved; and
 - (iv) the starting and finishing times of the race in respect of each day; and
 - (v) the route to be followed; and
 - (d) be accompanied by a copy of the traffic management plan and event management plan for the race.
- (3) A person who makes an application under subregulation (1) must also submit the following to the Chief Commissioner of Police by a day specified by the Chief Commissioner—
- (a) a certificate of currency for public liability insurance in relation to the race or series of races being held by the applicant; and
 - (b) a copy of a permit to conduct a non-road activity on a highway under section 99B(1) of the Act in relation to the race or series of races being held by the applicant.
-

- (4) Following receipt of an application, the Chief Commissioner of Police may give written permission to hold the race or races, subject to any conditions that the Chief Commissioner thinks are appropriate and that are specified in the written permission.

30 Exemptions for races

- (1) Rules 151, 234 and 238 of the Road Rules do not apply to a competitor taking part in a race for which written permission has been given by the Chief Commissioner of Police under regulation 29(4), if the competitor complies with any conditions of the written permission.
- (2) The Road Rules do not apply to a competitor taking part in, or a marshal or official of, a race that is a bicycle race for which written permission has been given by the Chief Commissioner of Police under regulation 29(4), if the competitor, marshal or official is within the approved police-controlled rolling road closure.
- (3) Except as provided by this regulation, permission to hold a race does not—
- (a) confer any special privilege, power or right on any competitor taking part in, or marshal or official of, the race; or
 - (b) exempt such a person from complying with any law.
- (4) In this regulation—

approved police-controlled rolling road closure
means the length of road—

- (a) between 2 police vehicles (whether moving or stationary) that are used for the purpose of the bicycle race; and
-

- (b) that is approved, in writing, by the coordinating road authority for the purposes of this regulation.

31 Offences in relation to highway collections

- (1) A person must not conduct, or cause or permit to be conducted, a highway collection unless—
- (a) the Chief Commissioner of Police has given written permission under regulation 32 to conduct the highway collection; and
 - (b) the person complies with the written permission.

Penalty: 2 penalty units.

- (2) A person must not take part in a highway collection knowing that the highway collection is being conducted without the permission of the Chief Commissioner of Police.

Penalty: 2 penalty units.

- (3) A person who takes part in a highway collection for which the Chief Commissioner of Police has given permission must not knowingly contravene any conditions of the permission.

Penalty: 2 penalty units.

32 Permission for highway collections

- (1) A person who intends to conduct a highway collection may apply to the Chief Commissioner of Police for permission to conduct the highway collection.
- (2) An application under subregulation (1) must—
- (a) be in the form approved by the Chief Commissioner of Police; and
 - (b) be made not less than 2 months before the day on which the highway collection, if permitted, will take place; and
-

(c) specify—

- (i) the organisation or purpose that is intended to be benefited by contributions collected by the highway collection; and
- (ii) the date and time when the collection is intended to be conducted; and
- (iii) the locations where the collection is intended to be conducted; and
- (iv) the approximate number of people involved in the collection; and

(d) be accompanied by—

- (i) a certificate of currency for public liability insurance in relation to the highway collection being conducted by the applicant; and
- (ii) evidence of approval of the collection from the Council of the municipal district in which the collection, if permitted, will be held.

- (3) Following receipt of an application, the Chief Commissioner of Police may give written permission to conduct the highway collection, subject to any conditions that the Chief Commissioner of Police thinks are appropriate and that are specified in the written permission.

33 Exemptions for highway collections

- (1) Rules 230, 234 and 236(4)(a) and (c) of the Road Rules do not apply to a person who takes part in a highway collection for which written permission has been given by the Chief Commissioner of Police under regulation 32, if the person complies with any conditions imposed under the written permission.
-

- (2) A person taking part in a highway collection must obey any reasonable instructions given by a police officer.
- (3) Except as provided by subregulation (1), permission to conduct a highway collection does not—
 - (a) confer any special privilege, power or right on a person participating in the highway collection; or
 - (b) exempt such a person from complying with any law.

34 Fee for application for permit to conduct non-road activity

- (1) A person intending to conduct a non-road activity on a highway may apply in writing to the coordinating road authority for that highway for a permit under section 99B of the Act to conduct that activity on that highway.
 - (2) An application under section 99B of the Act must be accompanied by a fee of 21·22 fee units.
 - (3) The fee payable under subregulation (2) is waived if the application is for, or on behalf of, a charitable body.
 - (4) A coordinating road authority may reduce, waive or refund the fee for a permit if there are special circumstances that justify the reduction, waiver or refund of the fee.
 - (5) Any fee received by VicRoads under this regulation must be paid by it into its general fund.
-

Road Safety (Traffic Management) Regulations
Exposure Draft

Part 3—Activities on roads

(6) For the purposes of this regulation—

charitable body means an entity that is registered under the Australian Charities and Not-for-profits Commission Act 2012 of the Commonwealth as the type of entity mentioned in column 1 of item 1 of the table in section 25-5(5) of that Act.

Part 4—Traffic management plans

35 Traffic management plan

- (1) For the purposes of section 99A(4)(a) of the Act, the prescribed requirements with which a traffic management plan must comply are—
 - (a) that it—
 - (i) depicts a diagram or dimensioned drawing of the specific place where the relevant activity is being, or is to be, conducted; or
 - (ii) depicts a generic diagram or dimensioned drawing of a place that is similar to the place where the relevant activity is being, or is to be, conducted; or
 - (iii) sets out standard operating procedures relating to the relevant activity; and
 - (b) that, subject to subregulation (2), it includes details of—
 - (i) the nature and expected duration of the relevant activity; and
 - (ii) the worksite or location of the relevant activity; and
 - (iii) the risk assessment undertaken of the relevant activity; and
 - (iv) the arrangement of traffic control devices for the duration of the activity, including for each stage of the activity and during both daytime and night-time, where relevant; and

Road Safety (Traffic Management) Regulations
Exposure Draft

Part 4—Traffic management plans

- (v) any proposed reduction in the speed-limit for the road or road related area on which the relevant activity is being, or is to be, conducted; and
 - (vi) any provision for public transport, other vehicular traffic, pedestrians, cyclists, or persons with disabilities; and
 - (vii) any other measures to control identified risks to ensure the safety of all road users and persons engaged in or conducting the relevant activity.
- (2) The details of matters referred to in subregulation (1)(b) are details of matters that, so far as reasonably practicable, are applicable, having regard to the following—
- (a) the nature of the relevant activity;
 - (b) the type of road or road related area on which the relevant activity is being, or is to be, conducted;
 - (c) the speed-limit for the road or road related area on which the relevant activity is being, or is to be, conducted;
 - (d) any identified delays to traffic on the road or road related area on which the relevant activity is being, or is to be, conducted;
 - (e) the clearance between—
 - (i) traffic on the road or road related area on which the relevant activity is being, or is to be, conducted; and
 - (ii) persons conducting or that will conduct the relevant activity or other road users.
-

(3) In this regulation—

road or road related area includes a part or length of a road or road related area.

36 Traffic management plan to be available for inspection

A person conducting or proposing to conduct a relevant activity on a road or road related area must—

- (a) maintain a copy of the traffic management plan at the location or worksite of the relevant activity at all times when workers are present; and
- (b) make the traffic management plan available for inspection on request by a person who is authorised under section 77 of the Act to prosecute for an offence against the Act or these Regulations.

Part 5—Miscellaneous

37 Display of dazzling or distracting lights

A person must not erect, display or place a light—

- (a) in a way that prevents, or is likely to prevent, a driver from clearly distinguishing the road ahead; or
- (b) that is a danger or distraction, or is likely to endanger or distract drivers or other road users.

Penalty: 3 penalty units.

Schedule 1—Major traffic control devices

Regulation 5

- 1 A speed-limit sign.
 - 2 An end speed-limit sign.
 - 3 An area speed-limit sign.
 - 4 An end area speed-limit sign.
 - 5 A traffic sign that is a reasonable likeness of a diagram of a hook turn only sign mentioned in rule 34 of the Road Rules.
 - 6 Traffic signals.
Note
The term *traffic signals* is defined in the Dictionary to the Road Rules to mean B lights, bicycle crossing lights, overhead lane control signals, pedestrian lights, T lights, traffic arrows, traffic lights, or twin red lights or twin yellow lights. These terms are also defined in the Dictionary to the Road Rules.
 - 7 A traffic control device, other than a traffic signal, that uses lights or illuminated words or symbols to direct or warn road users.
 - 8 A traffic sign that is a reasonable likeness of a diagram of a stop here on red signal sign mentioned in rule 56 of the Road Rules.
 - 9 A traffic sign that is a reasonable likeness of a diagram of a stop here on red arrow sign mentioned in rule 56 of the Road Rules.
 - 10 Traffic control devices that are a likeness of the devices described in the definition of *pedestrian crossing* (within the meaning of the Road Rules) that form part of a pedestrian crossing.
 - 11 A traffic sign that is a reasonable likeness of a diagram of a no left turn sign mentioned in rule 91 of the Road Rules erected, displayed or placed near or on a length of road along which a tram operates.
-

Road Safety (Traffic Management) Regulations
Exposure Draft

Schedule 1—Major traffic control devices

- 12 A traffic sign that is a reasonable likeness of a diagram of a no right turn sign mentioned in rule 91 of the Road Rules erected, displayed or placed near or on a length of road along which a tram operates.
 - 13 A traffic sign that is a reasonable likeness of a diagram of a no U-turn sign mentioned in rule 39 of the Road Rules erected, displayed or placed near or on a length of road along which a tram operates.
 - 14 A traffic sign that is a reasonable likeness of a diagram of a no turns sign mentioned in rule 90 of the Road Rules erected, displayed or placed near or on a length of road along which a tram operates.
 - 15 A traffic sign that is a reasonable likeness of a diagram of a left turn only sign mentioned in rule 88 of the Road Rules erected, displayed or placed near or on a length of road along which a tram operates.
 - 16 A traffic sign that is a reasonable likeness of a diagram of a right turn only sign mentioned in rule 89 of the Road Rules erected, displayed or placed near or on a length of road along which a tram operates.
 - 17 A traffic sign that is a reasonable likeness of a diagram of a left lane must turn left sign mentioned in rule 88 of the Road Rules erected, displayed or placed near or on a length of road along which a tram operates.
 - 18 A traffic sign that is a reasonable likeness of a diagram of a right lane must turn right sign mentioned in rule 89 of the Road Rules erected, displayed or placed near or on a length of road along which a tram operates.
 - 19 A traffic control device that is a likeness of an example of a traffic lane arrow mentioned in rule 92 of the Road Rules, indicating an exclusive left turn or right turn lane, in a marked lane on a length of road along which a tram operates.
 - 20 A traffic sign that is a reasonable likeness of a diagram of a bus lane sign mentioned in rule 154 of the Road Rules.
-

Road Safety (Traffic Management) Regulations
Exposure Draft

Schedule 1—Major traffic control devices

- 21 A traffic sign that is a reasonable likeness of a diagram of an end bus lane sign mentioned in rule 154 of the Road Rules.
 - 22 A traffic sign that is a reasonable likeness of a diagram of a clearway sign mentioned in rule 176 of the Road Rules.
 - 23 A traffic sign that is a reasonable likeness of a diagram of an end clearway sign mentioned in rule 176 of the Road Rules.
 - 24 A shared zone sign.
 - 25 An end shared zone sign.
 - 26 A tram lane line of the kind referred to in rule 155(3) of the Road Rules.
 - 27 A traffic sign that is a reasonable likeness of a diagram of a tram lane sign mentioned in rule 155 of the Road Rules.
 - 28 A traffic sign that is a reasonable likeness of a diagram of an end tram lane sign mentioned in rule 155 of the Road Rules.
 - 29 A traffic sign that is a reasonable likeness of a diagram of a transit lane sign mentioned in rule 156 of the Road Rules.
 - 30 A traffic sign that is a reasonable likeness of a diagram of an end transit lane sign mentioned in rule 156 of the Road Rules.
 - 31 A traffic sign that is a reasonable likeness of a diagram of a truck lane sign of mentioned in rule 157 of the Road Rules.
 - 32 A traffic sign that is a reasonable likeness of a diagram of an end truck lane sign mentioned in rule 157 of the Road Rules.
 - 33 A traffic sign that is a reasonable likeness of a diagram of a no trucks sign mentioned in rule 104 of the Road Rules.
-

Road Safety (Traffic Management) Regulations
Exposure Draft

Schedule 1—Major traffic control devices

- 34 A traffic sign of a type referred to in the Road Rules that limits the device's operation in respect of classes of persons or classes of vehicles.

Note

Rule 317 of the Road Rules provides that a traffic control device may include information altering the effect of the device. Rule 318 of the Road Rules provides that such information alters the legal effect of the device.

- 35 A traffic control device of a kind mentioned in the Road Rules that is erected, displayed, or placed at or near traffic signals.
- 36 A parking bay or a traffic sign that is a reasonable likeness of a parking control sign (within the meaning of the Road Rules) permitting or directing parking to the right side of an arterial road used by through traffic that is a one-way road (within the meaning of the Road Rules) that has a dividing strip immediately to its right.
- 37 A traffic sign erected, displayed or placed on a road or road related area that permits stopping at a place where parking or stopping would otherwise be prohibited by rule 170(2), 172, 173, 174 or 175 of the Road Rules.
- 38 A traffic sign (other than a traffic sign specified in item 37), erected, displayed or placed on a road or road related area forming part of an arterial road that permits stopping at a place where parking or stopping would otherwise be prohibited by the Road Rules.

Note

Traffic control devices that may permit parking or stopping include—

- a traffic sign that is a reasonable likeness of a permissive parking sign mentioned in rule 204 of the Road Rules;
 - a parking bay: see rules 188(b), 198(1)(b) and 198(2)(b) of the Road Rules;
 - a traffic sign that is a reasonable likeness of a no-parking sign, mentioned in rule 168 of the Road Rules.
-

Road Safety (Traffic Management) Regulations
Exposure Draft

Schedule 1—Major traffic control devices

- 39 A traffic sign that is a reasonable likeness of a diagram of a no stopping sign mentioned in rule 167 of the Road Rules that is erected, displayed or placed at or near the centre of an arterial road or on a dividing strip (within the meaning of the Road Rules) forming part of an arterial road and that applies to traffic on any part of the arterial road for which VicRoads is the responsible road authority.
- 40 A traffic sign on an arterial road that is a reasonable likeness of a diagram of a give way sign mentioned in rules 69, 70, 71 and 122 of the Road Rules.
- 41 A traffic sign on an arterial road that is a reasonable likeness of a diagram of a stop sign mentioned in rules 67, 68 and 121 of the Road Rules.
- 42 A traffic control device that is a likeness of a device referred to in the Road Rules that permits or directs angle parking on a road or road related area forming part of an arterial road.
- Note**
See rules 208, 208A and 210 of the Road Rules.
- 43 A traffic control device that is a likeness of a device referred to in the Road Rules that permits or directs parking in a median strip parking area (within the meaning of the Road Rules) forming part of an arterial road.
- Note**
See rules 209, 210 and 212 of the Road Rules.
- 44 A road hump erected or placed on a road or road related area if the speed limit that applies to that road or road related area is more than 50 kilometres per hour.
- 45 A traffic sign that is a reasonable likeness of a diagram of a keep left unless overtaking sign mentioned in rule 130 of the Road Rules.
- 46 A traffic sign that is a reasonable likeness of a diagram of an end keep left unless overtaking sign mentioned in rule 130 of the Road Rules.
-

Road Safety (Traffic Management) Regulations
Exposure Draft

Schedule 1—Major traffic control devices

- 47 A traffic control device that is a likeness of a device referred to in the Road Rules that permits or directs "135°" parking or "rear-in" parking.
- 48 A traffic sign that is a reasonable likeness of a diagram of a trucks use left lane sign mentioned in rule 159 of the Road Rules.
- 49 A traffic sign that is a reasonable likeness of a diagram of an end trucks use left lane sign mentioned in rule 159 of the Road Rules.
- 50 A traffic sign that is a reasonable likeness of a diagram of a no electric personal transporter sign mentioned in rule 244G of the Road Rules.

Schedule 2—Superseded traffic control devices

Regulation 8

- 1 An area speed-limit sign similar to Diagram 5, incorporating the number 40 or any other number.



Diagram 5

- 2 An end area speed-limit sign similar to Diagram 6.



Diagram 6

- 3 A bus lane sign similar to Diagram 7.



Diagram 7

- 4 An end bus lane sign similar to Diagram 8.



Diagram 8







- 5 All buses must enter sign similar to Diagram 9.



Diagram 9

Road Safety (Traffic Management) Regulations
Exposure Draft

Schedule 2—Superseded traffic control devices

6	A trucks must enter sign similar to Diagram 10.	
		Diagram 10
7	A tram lane sign similar to Diagram 11.	
		Diagram 11
8	An end tram lane sign similar to Diagram 12.	
		Diagram 12
9	A bicycle path sign similar to Diagram 13.	
		Diagram 13
10	An end bicycle path sign similar to Diagram 14.	
		Diagram 14
11	A separated footpath sign similar to Diagram 15.	
		Diagram 15

Road Safety (Traffic Management) Regulations
Exposure Draft

Schedule 2—Superseded traffic control devices

12 An end separated footpath sign similar to Diagram 16.



Diagram 16

13 A shared path sign similar to Diagram 17.



Diagram 17

14 An end shared path sign similar to Diagram 18.



Diagram 18

15 A no entry sign similar to Diagram 19.



Diagram 19

16 A no entry sign similar to Diagram 20, 21 or 22.



Diagram 20



Diagram 21



Diagram 22

Road Safety (Traffic Management) Regulations
Exposure Draft

Schedule 2—Superseded traffic control devices

17 A no stopping sign similar to Diagram 23.



Diagram 23

18 A transit lane sign similar to Diagram 24.



Diagram 24

19 A two-way sign similar to Diagram 25.



Diagram 25

20 A no left turn sign similar to Diagram 26.



Diagram 26

21 A no right turn sign similar to Diagram 27.



Diagram 27

22 A variable illuminated no right turn sign similar to Diagram 28.



Diagram 28

Road Safety (Traffic Management) Regulations
Exposure Draft

Schedule 2—Superseded traffic control devices

23 A no U-turn sign similar to Diagram 29.



Diagram 29

24 A right turn only sign similar to Diagram 30.



Diagram 30

25 A right turn only sign similar to Diagram 31.



Diagram 31

26 A left turn only sign similar to Diagram 32.



Diagram 32

27 A left turn only sign similar to Diagram 33.



Diagram 33

28 A bus lane sign similar to Diagram 34.



Diagram 34

Road Safety (Traffic Management) Regulations
Exposure Draft

Schedule 2—Superseded traffic control devices

29 An end bus lane sign similar to Diagram 35.



Diagram 35

30 An end transit lane sign similar to Diagram 36.



Diagram 36

31 A shared zone sign similar to Diagram 37.



Diagram 37

32 An end shared zone sign similar to Diagram 38.




Diagram 38

33 A give-way sign similar to Diagram 39.



Diagram 39

34 A no stopping sign similar to Diagram 40.



Diagram 40

Road Safety (Traffic Management) Regulations
Exposure Draft

Schedule 2—Superseded traffic control devices

35 A no parking sign similar to Diagram 41.



Diagram 41

36 A no parking area sign similar to Diagram 42.



Diagram 42

37 A no stopping sign similar to Diagram 43.



Diagram 43

38 A permissive parking sign similar to Diagram 44.



Diagram 44

39 A permissive parking sign similar to Diagram 45.



Diagram 45







40 A permissive parking sign (for a length of road) similar to Diagram 46.



Diagram 46

Road Safety (Traffic Management) Regulations
Exposure Draft

Schedule 2—Superseded traffic control devices

41	A permissive parking sign (for an area) similar to Diagram 47.	
		Diagram 47
42	A median turning lane sign similar to Diagram 48.	
		Diagram 48
43	A keep right sign similar to Diagram 49.	
		Diagram 49
44	A keep left sign similar to Diagram 50.	
		Diagram 50
45	A one way sign similar to Diagram 51.	
		Diagram 51
46	A children's crossing sign similar to Diagram 52 incorporating the number 25 or any other number.	
		Diagram 52

Road Safety (Traffic Management) Regulations
Exposure Draft

Schedule 2—Superseded traffic control devices

47 A speed derestriction sign similar to Diagram 53.



Diagram 53

48 A left turn on red after stopping sign similar to Diagram 54.



Diagram 54

49 A traffic light stop sign similar to Diagram 55.



Diagram 55

50 A minibus zone sign similar to Diagram 56.



Diagram 56

Road Safety (Traffic Management) Regulations
Exposure Draft

Schedule 3—Revocations

Schedule 3—Revocations

<i>S.R. No.</i>	<i>Title</i>
129/2009	Road Safety (Traffic Management) Regulations 2009
66/2011	Road Safety (Traffic Management) and (Drivers) Amendment Regulations 2011
162/2012	Road Safety (Traffic Management) Amendment (Peninsula Link) Regulations 2012
85/2015	Road Safety (Traffic Management) and (General) Amendment (Stock Crossings) Regulations 2015
42/2017	Road Safety (Drivers), (General), (Traffic Management) and (Vehicles) Amendment (Road Rules) Regulations 2017

Endnotes

¹ Reg. 19(2): S.R. No. 30/1988.

² Reg. 19(2): S.R. No. 120/1999.

³ Reg. 19(2): S.R. No. 129/2009.

Table of Applied, Adopted or Incorporated Matter

The following table of applied, adopted or incorporated matter is included in accordance with the requirements of regulation 5 of the Subordinate Legislation Regulations 2014.

Statutory rule provision	Title of applied, adopted or incorporated document	Matter in applied, adopted or incorporated document
Regulation 17	"Manual for Traffic Control at Stock Crossings" published by VicRoads, June 2015	The whole

Fee Units

These Regulations provide for fees by reference to fee units within the meaning of the **Monetary Units Act 2004**.

The amount of the fee is to be calculated, in accordance with section 7 of that Act, by multiplying the number of fee units applicable by the value of a fee unit.

The value of a fee unit for the financial year commencing 1 July 2019 is \$14.81. The amount of the calculated fee may be rounded to the nearest 10 cents.

The value of a fee unit for future financial years is to be fixed by the Treasurer under section 5 of the **Monetary Units Act 2004**. The value of a fee unit for a financial year must be published in the Government Gazette and a Victorian newspaper before 1 June in the preceding financial year.

Road Safety (Traffic Management) Regulations
Exposure Draft

Endnotes

Penalty Units

These Regulations provide for penalties by reference to penalty units within the meaning of section 110 of the **Sentencing Act 1991**. The amount of the penalty is to be calculated, in accordance with section 7 of the **Monetary Units Act 2004**, by multiplying the number of penalty units applicable by the value of a penalty unit.

The value of a penalty unit for the financial year commencing 1 July 2019 is \$165.22.

The amount of the calculated penalty may be rounded to the nearest dollar.

The value of a penalty unit for future financial years is to be fixed by the Treasurer under section 5 of the **Monetary Units Act 2004**. The value of a penalty unit for a financial year must be published in the Government Gazette and a Victorian newspaper before 1 June in the preceding financial year.